



## **NOTICE : Use of Practice Lights**

The practise light system has been implemented for use by all Drivers & Parents of GKCV.

While using the track for practise, this system will visually display to the driver the status of their practise session.

It is requested that you use this system in an honest and courteous manner.

### **PRACTISE ORDER**

- 1** Midgets/Rookies
- 2** Juniors
- 3** Seniors




This order must be followed at all times.

### **PRACTISE SESSION**

#### **Start**

Simply press the green push button.

This will start a 10min practise session and each of the three lights will flash in sequence indicating:

-  **Green** 8 minute practise session.
-  **Amber** 2 minute warning, proceed to leave track.
-  **Red** Clear track immediately. This light will automatically turn off after a further 2 minutes.

#### **Reset**

The blue push button shall NOT be pressed, except as stated below.

This push button shall ONLY be pressed when lights are flashing and there are NO karts on track and a new practise (timed) session is need.